

HAWORTH

Disinfection Recommendations & Guidelines

Haworth International

May 2020

Cleaning

Cleaning is used to remove dirt from surfaces for general hygiene and maintenance.

Cleaning tools include soap, water, and a damp cloth or other non-disinfectant cleaners.

These slides are **NOT** a guide for general cleaning. For this information, please refer to the Care & Maintenance guide.



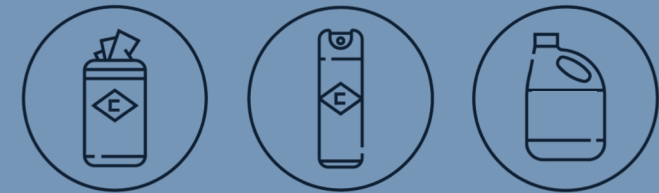
Soap, water & non-disinfectant spray

Disinfecting

Disinfecting removes up to 100% of bacteria, fungi and viruses from surfaces. Used primarily for hygiene reasons in homes, offices and medical settings

Disinfecting tools include various disinfectant solutions depending on the material of the surface being cleaned.

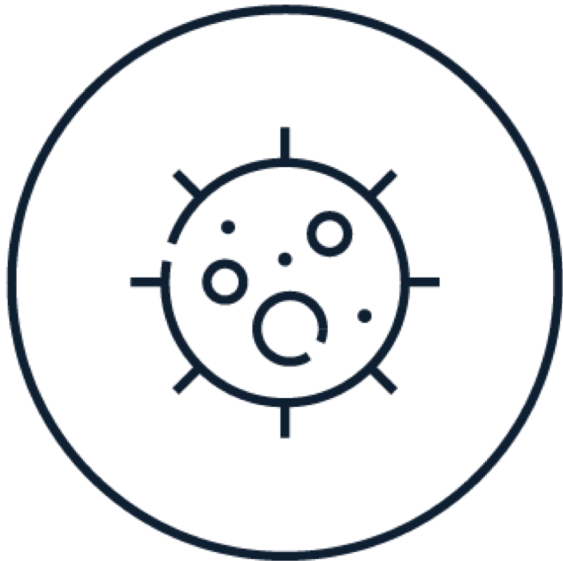
The following slides will explain this process and recommend disinfection solutions.



Disinfectant wipes, aerosol disinfectant, bleach solutions

What about anti-microbials?

With the concern surrounding the COVID-19 virus, we see a trend for antimicrobial surface treatments to be increasingly added to products for added infection control. Although antimicrobial agents may provide some effectiveness against bacteria; antimicrobial product treatments have not been proven as an effective treatment in preventing the spread of the novel COVID-19 virus. We do not currently offer any anti-microbial treatments as standard in our Haworth International finishes portfolio, a decision based on the following considerations:



Their effectiveness is not proven, according to the US Center for Disease Control and Prevention stated “no evidence is available to suggest that use of [products impregnated with antimicrobial additives] will make consumers and patients healthier or prevent disease. No data support the use of these items as part of a sound infection-control strategy.”^[1]

They may be harmful to people and the environment, with a number of antimicrobial additives having known negative human and environment impacts. In particular, there is a lack of transparency on antimicrobial additives used in a product ^[2]

They may increase the risk of super-bugs. Laboratory studies show that antimicrobials added to materials and products can contribute to more widespread antibiotic resistance in pathogens ^[3] and may also cause increased seasonal allergies ^[4]. They can also inadvertently create false sense of security ^[3]

They may harm the environment, most antimicrobials are classified as pesticides and therefore pose a risk to human health and the environment. The U.S. Geological Survey (USGS) found the antimicrobial *triclosan* as one of the most frequently discovered water contaminants^[5].

Disinfection guidelines



These recommendations are for the purposes of **disinfection** only. For general **care and maintenance** instruction related to the upkeep of a product's aesthetics over time, please refer to the Care and Maintenance guide.

Most workplace surfaces can be cleaned with these three cleaning solutions:



Disinfecting Wipes (containing Quaternary compound disinfectant)

- a. *Look for products whose active ingredient is a Quaternary Ammonium Compound or “Quat” disinfectant*
- b. *Make sure the wipes **do not include bleach***



Alcohol disinfectants

- a. *70% medical alcohol (70% is minimum recommended by CDC)*
- b. *Disinfecting spray without bleach*



Cleaners containing Hydrogen peroxide

NOTE: Improper cleaning and maintenance of any surface or material may result in the voiding of that product's warranty. A small inconspicuous area should always be tested before large scale cleaning.

Recommended disinfecting solution by surface material

Material (surface)	Product, Category or Component	Disinfecting wipes	Alcohol disinfectants	Hydrogen Peroxide cleaners
Metal Trim: Smooth, textured, metallic	Panel frames; metal storage; accessories; table legs, frames, and accent plates	✓		
Plastic trims	Panel frames; storage with plastic trim; plastic accessories; tables with plastic trim	✓	✓	
Laminate: Solid, wood grain, or patterned	Worksurfaces; tabletops; desks; laminate panels	✓	✓	
Edge Banding	Edge banding of worktops, tables	✓		
Acrylic (translucent)	Acrylic panels and components	✓		✓
Glass (clear only)	Glass panels and components	✓	✓	✓
Nylon seating parts (Zody, Very, Soji)	Zody, Very, Soji task chair back frame	✓	✓	
Polypropylene seating parts	Very visitor and wire chair seat and back	✓		✓
PU/TPU	Task chair armrests	✓		
Seating upholstery*	Polyester and wool fabric	✓	✓	
Leather	Natural leather (XE) and AP leather (AP)	✓		
Wood (and painted wood)	Wooden accessories, seating, and tables	✓		
Electrical components	Panel installed and surface mounted power units	✓		

*For upholstery fabrics please refer to fabric manufacturers guidelines on appropriate methods of cleaning and disinfecting.

Disinfection guidelines for Seating

Seating Mesh

- Quaternary Ammonium Compound Disinfectants
or
- Alcohol Disinfectants

Arm Caps

- Quaternary Ammonium Compound Disinfectants

Back Frame

- Quaternary Ammonium Compound Disinfectants
or
- Alcohol Disinfectants

Seating Upholstery

(Wool or Polyester)

- Quaternary Ammonium Compound Disinfectants

Metal Trim

- Quaternary Ammonium Compound Disinfectants



Disinfection guidelines for Desking

Screen Upholstery

(Wool or Polyester)

- Quaternary Ammonium Compound Disinfectants
or
- Alcohol Disinfectants

Glass Screen

- Quaternary Ammonium Compound Disinfectants
or
- Alcohol Disinfectants
or
- Hydrogen peroxide cleaners

Metal Trim

- Quaternary Ammonium Compound Disinfectants



Laminate or Melamine Worktop

- Quaternary Ammonium Compound Disinfectants
or
- Alcohol Disinfectants

Edge Band

- Quaternary Ammonium Compound Disinfectants

Disinfection guidelines for Soft Seating

Seating Upholstery

(Wool or Polyester)

- Quaternary Ammonium Compound Disinfectants
or
- Alcohol Disinfectants

Metal Trim

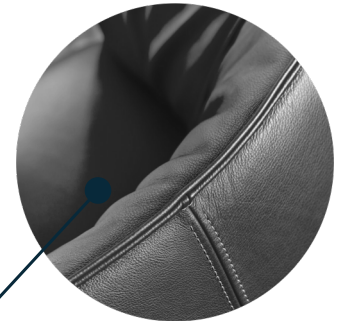
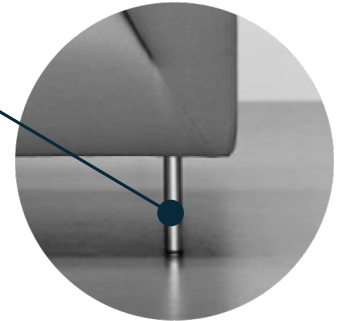
- Quaternary Ammonium Compound Disinfectants

Leather Upholstery

- Quaternary Ammonium Compound Disinfectants
N.B. Ensure appropriate treatment after disinfection to prevent drying and cracking

Wooden Trim

- Quaternary Ammonium Compound Disinfectants





Important

With all cleaning products, please refer to the manufacturer's label for application, specific product detail, and usage instructions. Read and follow the safety instructions on any cleaning and disinfecting products you use.

Below are additional safety guidelines:

- Clean the area or item with soap and water or another detergent if it is dirty.
- Never mix household bleach with ammonia or any other cleanser.
- Stay away from fire and heat when using alcohol spray, and maintain proper ventilation.
- Leave the solution on the surface for at least 1 minute.
- Do not breathe in product fumes. If using products indoors, use in a well-ventilated area and open windows and doors to allow fresh air to circulate.

References

1. U.S. Department of Health and Human Services Centers for Disease Control and Prevention (CDC). “Guidelines for Environmental Infection Control in HealthCare Facilities.” Centers for Disease Control and Prevention, 2003. http://www.cdc.gov/hicpac/pdf/guidelines/eic_in_HCF_03.pdf
2. PERKINS+WILL, “Healthy Environments: Understanding Antimicrobial Ingredients in Building Materials” MARCH 2017. Accessed 05/05/2020. https://healthy-materials-lab.s3.amazonaws.com/resources/Antimicrobial_WhitePaper_PerkinsWill.pdf
3. Schettler, Ted. “Antimicrobials in Hospital Furnishings: Do They Help Reduce Healthcare-Associated Infections?” Health Care Without Harm. Accessed 22 April, 2020
4. Triclosan exposure and allergic sensitization in Norwegian children, Bertelsen R.J. (2013), Allergy, Jan
5. U.S. Geological Survey. “Pharmaceuticals, Hormones, and Other Organic Wastewater Contaminants in US Streams.” US Geological Survey, June 2002. <http://toxics.usgs.gov/pubs/FS-027-02/pdf/FS-027-02.pdf>

HAWORTH